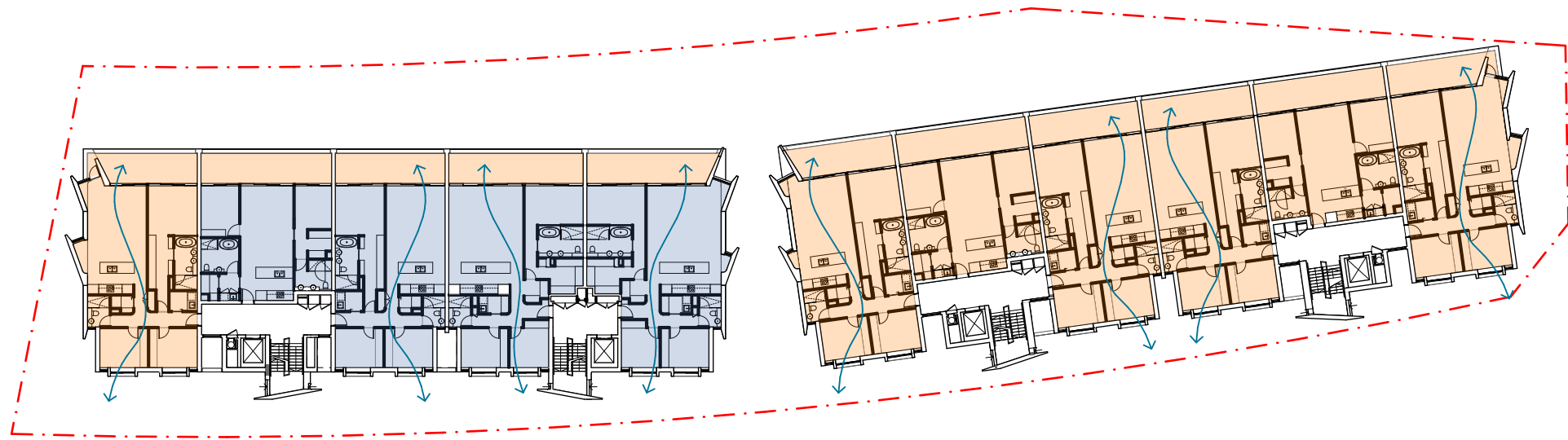


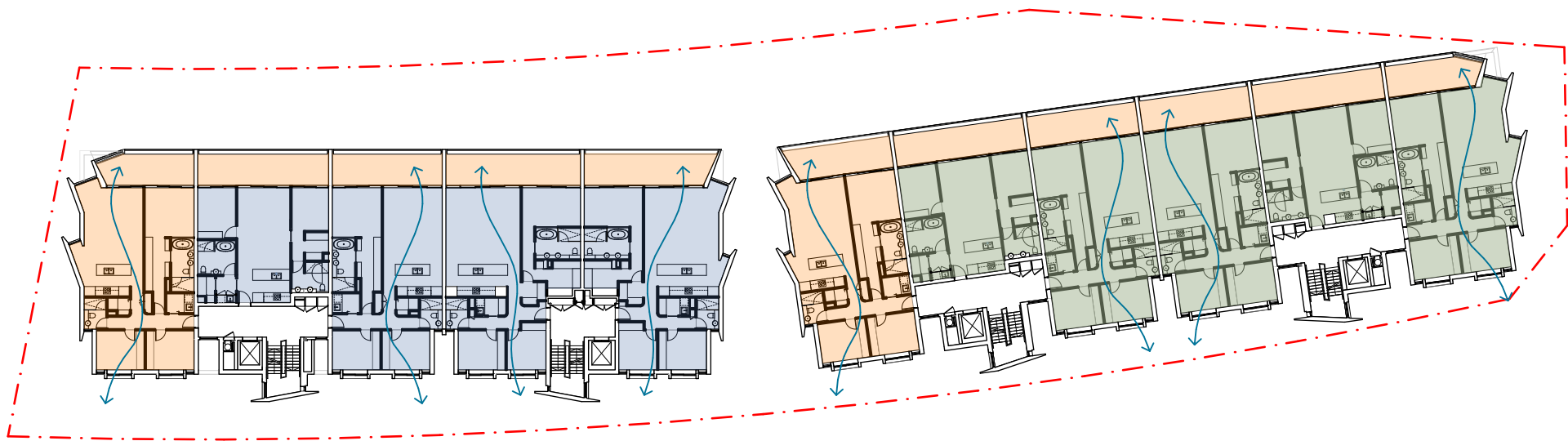
W  
B  
M  
Y  
C  
300mm  
250mm  
200mm  
150mm  
100mm  
50mm



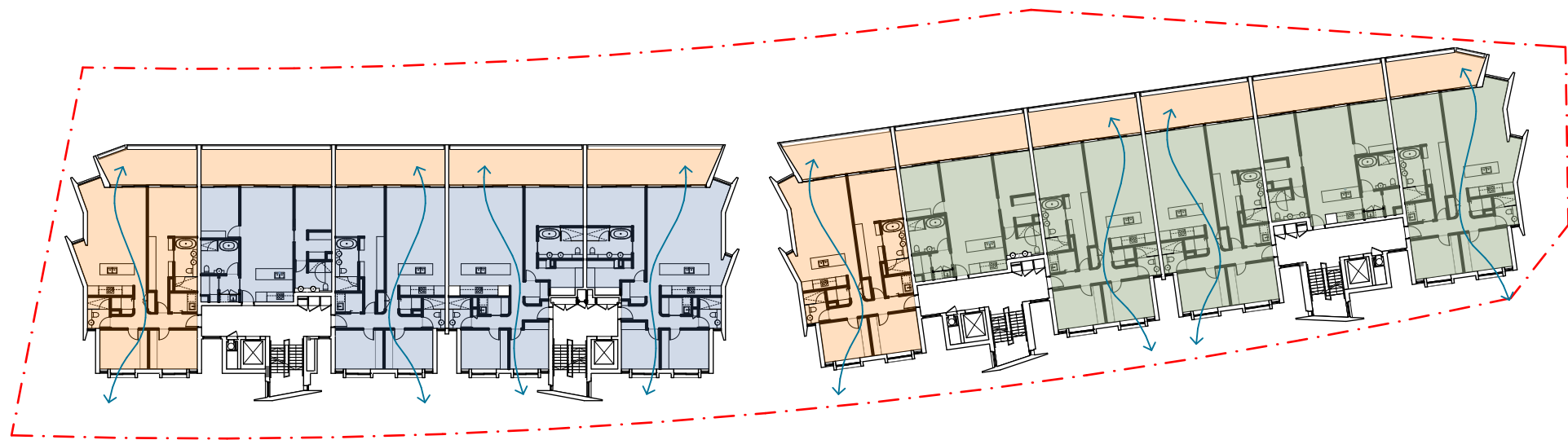
**01 GROUND LEVEL - SOLAR ACCESS**  
Scale 1:500 21st JUNE @ 9am - 3pm



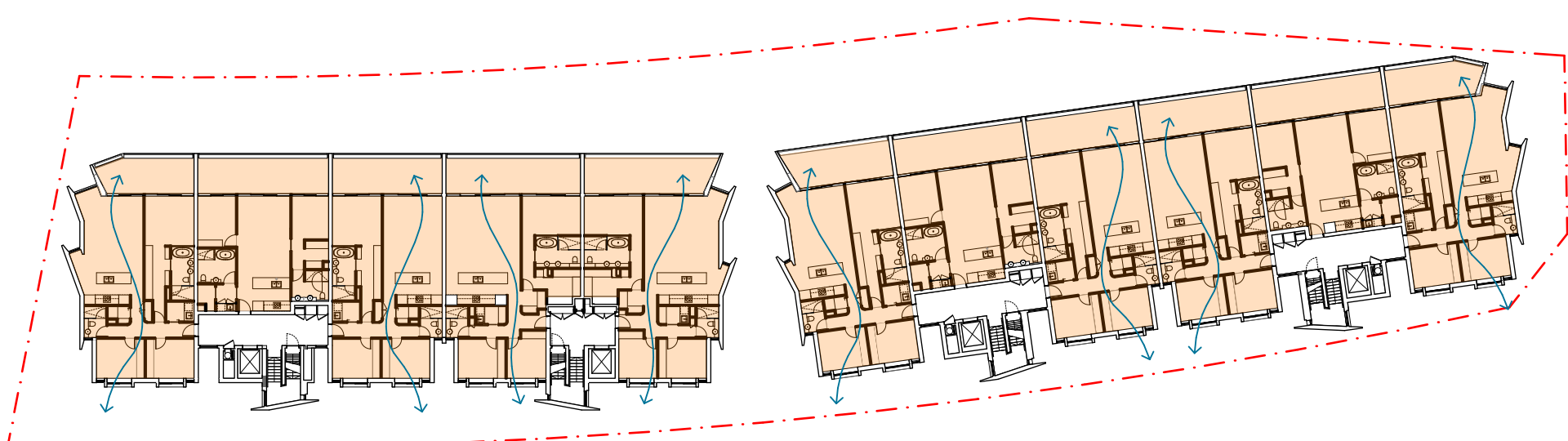
**02 LEVEL 1 - SOLAR ACCESS**  
Scale 1:500 21st JUNE @ 9am - 3pm



**03 LEVEL 2 - SOLAR ACCESS**  
Scale 1:500 21st JUNE @ 9am - 3pm



**04 LEVEL 3 - SOLAR ACCESS**  
Scale 1:500 21st JUNE @ 9am - 3pm



**05 LEVEL 4 - SOLAR ACCESS**  
Scale 1:500 21st JUNE @ 9am - 3pm



**06 COMMUNAL OPEN SPACE - SOLAR ACCESS**  
Scale 1:500 21st JUNE @ 9am - 3pm

**SOLAR ACCESS - LIVING ROOMS (21<sup>st</sup> JUNE @ 9am - 3pm)**

LEVEL	2 HRS 15 MINS	2 HRS 30 MINS	3 HRS	0 HRS
LEVEL 4	0	0	11	0
LEVEL 3	4	0	2	0
LEVEL 2	4	5	2	0
LEVEL 1	4	5	7	0
GROUND FLOOR	0	0	8	0
TOTAL	12 UNITS (23% OF TOTAL NUMBER OF UNITS)	10 UNITS (19% OF TOTAL NUMBER OF UNITS)	30 UNITS (58% OF TOTAL NUMBER OF UNITS)	0 UNITS (0% OF TOTAL NUMBER OF UNITS)
SEPP 65 ADG REQUIREMENT			37 UNITS (70% OF TOTAL NUMBER OF UNITS)	0 UNITS (MAX 15% OF TOTAL NUMBER OF UNITS)

**SOLAR ACCESS - PRIVATE OPEN SPACE (21<sup>st</sup> JUNE @ 9am - 3pm)**

LEVEL	3 HRS MIN.
LEVEL 4	11
LEVEL 3	11
LEVEL 2	11
LEVEL 1	11
GROUND FLOOR	8
TOTAL	52 UNITS (100% OF TOTAL NUMBER OF UNITS)
SEPP 65 ADG REQUIREMENT	37 UNITS (70% OF TOTAL NUMBER OF UNITS)

**NATURAL CROSS VENTILATION**

LEVEL	CROSS VENTILATION
LEVEL 4	8
LEVEL 3	8
LEVEL 2	8
LEVEL 1	8
GROUND FLOOR	6
TOTAL	38 UNITS (73% OF TOTAL NUMBER OF UNITS)
SEPP 65 ADG REQUIREMENT	32 UNITS (60% OF TOTAL NUMBER OF UNITS)

**SOLAR ACCESS - COMMUNAL OPEN SPACE (21<sup>st</sup> JUNE @ 9am - 3pm)**

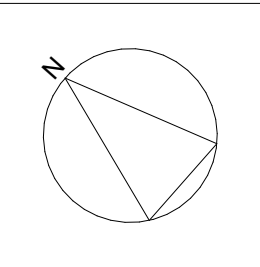
LEVEL	2 HRS MIN.
GROUND FLOOR	594m2
TOTAL	594m2 (61.4% OF TOTAL COMMUNAL OPEN SPACE)
SEPP 65 ADG REQUIREMENT	483 m2 (50% OF TOTAL COMMUNAL OPEN SPACE)

**DATE OF ISSUE: 13/05/22**  
**REASON: CONSULTANT REFERENCE & FINAL CO-ORDINATION**

This drawing is to be read in conjunction with all relevant project documentation (incl. written architectural specifications) and all specialist consultant documentation incl. but not limited to structural, mechanical, electrical, and hydraulic engineering documentation.  
Do not scale from this drawing. Only figured dimensions shall be used.  
Report any discrepancy between this drawing and other project documentation immediately to the architect for clarification prior to commencement of related work on site.  
All sizes of structural components that are shown on these architectural documents are for reference only. Refer to structural engineer's drawings for structural dimensions and architectural drawings for concrete set out dimensions.  
For Development Application purposes only.

DRAWING ORIGINAL SIZE: A1

Copyright © This document is the property of Angelo Candalepas and Associates Pty Limited. No reproduction of this document is permitted without written permission of the owner. This document shall only be used for the purpose for which it was commissioned. Unauthorised use of this document is prohibited.		C 20/05/2022 FOR REVIEW B 28/01/2022 FOR REVIEW A 15/09/2021 FOR REVIEW Date: Date: Description:	
--	--	--	--



Project: PRECINCT C2 SHELL COVE Site: PRECINCT C2 SHELL COVE Client: FRASERS PROPERTY PTY LIMITED		Scale: 1:500 @ A1		Drawn By: MK / KM	Checked 1: KM	Checked 2: KM	Approved: AC
--	--	----------------------	--	----------------------	------------------	------------------	-----------------

Architect: Candalepas Associates Registration No. NSW 5773 Registration No. VIC 17978 Registration No. WA 2405 Registration No. ACT 2603 Registration No. QLD 5463 309 Sussex Street, Sydney NSW 2000 info@candalepas.com.au T: 02 9283 7755 F: 02 9283 7477
---

NOT FOR CONSTRUCTION - DESIGN INTENT ONLY

Drawing: DEVELOPMENT AMENITY SCHEDULE - SOLAR ACCESS & VENTILATION	Job Number: <b>5965</b>
Drawing Number: DA 1802	Issue: C

Print Date: Friday, 13 May 2022 5:27 PM